

BELCAR HISTORIC & YOUNGTIMER CUP


SPA RACING FESTIVAL

QUALIFYING

Analysis

■ Personal Best ■ Session Best B Crossing the finish line in pit lane

Lap	Time	Sector 1	Sector 2	Sector 3	T. Spd	Elapsed	Lap	Time	Sector 1	Sector 2	Sector 3	T. Spd	Elapsed
1 Guy FRANCOIS LOTUS Elan							3	9:18.697	6:44.621	1:37.010	57.066	128.0	18:57.408
1	3:20.234	57.847	1:31.431	50.956	141.4	3:20.234	4	3:34.595	58.079	1:38.228	58.288	144.8	22:32.003
2	5:00.818B	1:06.002	2:01.413	1:53.403	114.4	8:21.052	5	3:22.412	57.653	1:31.711	53.048	134.8	25:54.415
3	9:28.741	7:06.440	1:29.275	53.026	145.6	17:49.792	6	3:23.947	57.509	1:32.297	54.141	146.1	29:18.362
4	3:06.891	52.251	1:20.821	53.819	195.7	20:56.683	7	3:18.911	55.656	1:30.322	52.933	155.8	32:37.273
							8	3:38.853B	56.282	1:29.828	1:12.743	160.5	36:16.126
2 Luc MOORTGAT PORSCHE 964 Cup							7 Luc GEBELEN PORSCHE 911						
1	3:22.378	53.370	1:33.912	55.096	134.2	3:22.378	1	5:36.171B	2:06.314	1:52.037	1:37.820	100.6	5:36.171
2	5:01.831B	1:01.248	...	104.4	8:24.209	2	12:54.720	...	1:43.992	59.362	128.7	18:30.890	
3	11:59.113	9:42.892	1:28.538	47.683	167.2	20:23.321	3	3:29.316	58.109	1:35.142	56.065	149.8	22:00.206
4	2:52.363	47.599	1:19.459	45.305	208.9	23:15.684	4	3:28.786	56.171	1:36.510	56.105	157.4	25:28.992
5	2:48.910	46.831	1:18.615	44.110	206.1	26:04.594	5	3:23.447	56.628	1:33.346	53.473	153.8	28:52.439
6	2:47.726	46.831	1:16.961	43.934	185.6	28:52.320	6	3:24.037	55.525	1:33.900	54.612	157.9	32:16.476
7	2:48.307	46.870	1:16.504	44.933	197.8	31:40.627	7	3:20.012	54.719	1:31.563	53.730	158.1	35:36.488
8	3:11.338B	50.013	1:20.807	1:00.518	171.2	34:51.965							
3 Samuel VERHEGGEN MERCEDES 190 2,3 16V							9 Dirk KUYL FORD Capri 3200						
1	3:55.876	1:11.346	1:41.071	1:03.459	118.8	3:55.876	1	4:21.545B	1:02.777	1:48.202	1:30.566	118.6	4:21.545
2	16:08.612	...	1:38.724	57.640	133.7	20:04.487	17 Eric NULENS PORSCHE 964						
3	3:24.470	59.000	1:30.919	54.551	162.7	23:28.957	1	3:18.611	58.381	1:30.403	49.827	143.4	3:18.611
4	3:14.574	56.383	1:26.251	51.940	168.2	26:43.531	2	4:58.962B	55.063	...	129.2	8:17.573	
5	3:10.141	55.465	1:24.249	50.427	171.7	29:53.672	3	9:40.953	7:22.936	1:27.619	50.398	136.0	17:58.525
6	3:09.687	55.487	1:23.567	50.633	183.4	33:03.359	4	3:03.919	50.739	1:25.504	47.676	173.4	21:02.444
7	3:07.252	55.531	1:22.300	49.421	184.9	36:10.611	5	2:57.113	49.764	1:20.731	46.618	174.5	23:59.557
8	3:05.763	54.586	1:22.011	49.166	186.5	39:16.374	6	2:58.874	50.135	1:20.877	47.862	177.6	26:58.431
9	3:08.605	55.165	1:22.664	50.776	184.9	42:24.979	7	2:56.731	49.603	1:20.898	46.230	179.4	29:55.162
							8	2:57.834	49.493	1:21.063	47.278	190.8	32:52.996
							9	2:55.335	49.306	1:19.949	46.080	201.9	35:48.331
							10	2:57.981	50.574	1:20.789	46.618	197.4	38:46.312
4 Jan VAN ELDEREN FORD Sierra Cosworth RS							19 Fair GENTLEMAN'S MERCEDES 190 2,3 16V						
1	3:35.519	1:14.049	1:31.989	49.481	114.8	3:35.519	1	4:02.008	1:15.098	1:45.356	1:01.554	98.8	4:02.008
2	5:00.334B	1:05.952	1:54.586	1:59.796	117.9	8:35.853	2	5:32.436B	1:34.635	2:09.606	1:48.195	113.4	9:34.444
3	9:47.905	7:31.512	1:24.449	51.944	154.7	18:23.757	3	9:15.577	6:46.739	1:36.921	51.917	146.1	18:50.020
4	2:51.908	49.638	1:17.771	44.499	188.2	21:15.665	4	3:04.827	52.523	1:23.921	48.383	192.5	21:54.847
5	2:46.705	47.556	1:15.423	43.726	194.6	24:02.370	5	2:58.798	52.091	1:19.461	47.246	197.4	24:53.645
6	2:48.406	47.696	1:16.964	43.746	177.3	26:50.776	6	2:57.169	52.492	1:18.247	46.430	198.5	27:50.814
7	2:46.339	47.173	1:15.900	43.266	207.3	29:37.115	7	2:59.262	50.848	1:22.187	46.227	194.6	30:50.076
8	2:59.969B	47.868	1:15.424	56.677	200.7	32:37.084	8	2:53.481	50.334	1:17.368	45.779	201.1	33:43.557
9	5:31.260	3:31.367	1:16.241	43.652	198.2	38:08.344	9	2:54.346	50.363	1:17.988	45.995	199.3	36:37.903
10	2:52.016	48.220	1:15.802	47.994	202.6	41:00.360	10	2:53.387	50.116	1:17.564	45.707	197.8	39:31.290
							11	2:54.511	50.369	1:16.922	47.220	206.5	42:25.801
5 Wim KUIJL FORD Capri							24 Bas VAN ELDEREN BMW E30 325i						
1	5:00.654B	1:46.088	1:41.274	1:33.292	98.9	5:00.654	1	5:33.964B	2:25.456	1:32.072	1:36.436	137.9	5:33.964
2	14:14.761	...	1:28.682	54.648	151.0	19:15.414	2	12:17.288	...	1:25.009	47.948	143.0	17:51.251
3	3:24.305B	56.079	1:23.509	1:04.717	177.9	22:39.719	3	2:54.056	49.022	1:19.176	45.858	193.9	20:45.307
4	4:42.277	2:31.137	1:21.006	50.134	175.3	27:21.996	4	2:50.031	48.739	1:16.287	45.005	208.5	23:35.338
5	10:42.876	54.386	8:58.749	49.741	180.6	38:04.872	5	2:48.800	48.822	1:15.324	44.654	206.9	26:24.138
6	3:05.230	55.264	1:20.765	49.201	183.4	41:10.102	6	2:49.408	48.099	1:15.489	45.820	217.3	29:13.546
							7	2:51.162	47.333	1:18.475	45.354	205.3	32:04.708
6 Guy DE BAER FORD GT 40													
1	4:03.491	1:18.329	1:43.729	1:01.433	98.5	4:03.491							
2	5:35.221B	1:34.485	2:11.426	1:49.310	101.4	9:38.712							



BELCAR HISTORIC & YOUNGTIMER CUP


SPA RACING FESTIVAL

QUALIFYING

Analysis

■ Personal Best ■ Session Best B Crossing the finish line in pit lane

Lap	Time	Sector 1	Sector 2	Sector 3	T. Spd	Elapsed	Lap	Time	Sector 1	Sector 2	Sector 3	T. Spd	Elapsed
8	2:49.996	47.352	1:17.005	45.639	195.3	34:54.704	2	14:51.398	...	1:45.480	1:00.752	130.8	19:46.018
9	2:49.830	47.561	1:18.680	43.589	194.2	37:44.534	3	3:44.236	1:02.918	1:40.457	1:00.861	132.0	23:30.254
10	2:46.551	47.815	1:15.326	43.410	201.1	40:31.085	4	3:36.552	1:00.954	1:38.904	56.694	141.9	27:06.806
26 Marc VANDENDIJK NL							42 Christian MARX TRIUMPH TR8						
LOTUS Elan							TRIUMPH TR8						
1	5:19.692 B	1:51.759	1:56.162	1:31.771	111.0	5:19.692	1	4:48.895 B	1:43.771	1:36.337	1:28.787	94.7	4:48.895
2	13:19.739	...	1:55.106	1:03.220	114.9	18:39.430	2	12:29.150	...	1:27.279	46.932	132.2	17:18.044
3	3:52.047	1:05.723	1:47.904	58.420	140.8	22:31.477	3	2:50.003	47.990	1:17.531	44.482	205.7	20:08.047
4	3:32.717	1:00.341	1:38.188	54.188	152.8	26:04.194	4	2:48.377	46.500	1:17.113	44.764	213.0	22:56.424
5	3:35.118	1:00.707	1:38.388	56.023	158.1	29:39.312	5	2:46.257	46.497	1:16.260	43.500	208.5	25:42.681
6	3:27.868	56.841	1:35.632	55.395	170.9	33:07.180	6	3:18.765 B	48.261	1:25.129	1:05.375	189.1	29:01.446
7	3:32.219	59.597	1:37.583	55.039	161.4	36:39.399	44 Emiel DE WEERDT FORD GT 40 KVA						
8	3:26.878	57.255	1:35.894	53.729	161.0	40:06.277	1	4:07.661	1:27.153	1:42.010	58.498	116.4	4:07.661
9	3:23.964	58.928	1:31.889	53.147	170.9	43:30.241	2	5:47.474 B	1:42.071	2:09.666	1:55.737	98.5	9:55.135
30 Dirk VAN ROMPUY BMW M3							3	9:04.665	6:37.829	1:32.436	54.400	145.7	18:59.799
1	4:37.408 B	1:36.312	1:39.173	1:21.923	120.8	4:37.408	4	3:10.902	54.836	1:26.334	49.732	157.2	22:10.701
2	12:45.694	...	1:31.404	51.194	151.5	17:23.101	5	3:09.410	51.726	1:27.217	50.467	161.0	25:20.111
3	3:01.852	51.361	1:22.464	48.027	190.8	20:24.953	6	3:09.640	52.963	1:26.575	50.102	165.6	28:29.751
4	2:59.217	50.034	1:19.995	49.188	192.5	23:24.170	7	3:06.970	52.234	1:24.359	50.377	160.2	31:36.721
5	2:52.970	48.493	1:17.594	46.883	199.6	26:17.140	8	3:09.214	52.815	1:27.525	48.874	158.6	34:45.935
6	2:53.829	48.455	1:18.466	46.908	180.6	29:10.969	9	3:04.856	52.237	1:23.842	48.777	173.9	37:50.791
7	2:51.734	48.100	1:17.500	46.134	215.1	32:02.703	10	3:02.403	51.585	1:22.183	48.635	174.5	40:53.194
8	2:53.290	48.584	1:17.588	47.118	199.3	34:55.993	48 Robert VAESSEN NL						
9	2:53.199	48.419	1:18.067	46.713	210.9	37:49.192	BMW E30						
10	2:49.597	48.803	1:15.953	44.841	214.3	40:38.789	1	5:38.396 B	1:57.902	2:03.077	1:37.417	72.2	5:38.396
32 Pierre-Yves PAQUE PORSCHE 964							2	13:19.628	...	1:47.291	1:06.974	108.1	18:58.023
1	3:18.304					3:18.304	3	3:22.380	1:02.205	1:29.506	50.669	137.4	22:20.403
2	4:59.155 B					8:17.459	4	3:13.913	56.366	1:26.276	51.271	157.0	25:34.316
3	12:08.313					20:25.771	5	3:08.875	55.590	1:23.215	50.070	182.4	28:43.191
4	2:52.213					23:17.984	6	3:12.150	58.498	1:22.729	50.923	183.1	31:55.341
5	2:48.587					26:06.571	7	3:07.664	55.058	1:23.378	49.228	185.6	35:03.005
6	2:47.981					28:54.552	8	3:03.750	54.548	1:20.423	48.779	190.8	38:06.755
7	2:47.844					31:42.396	9	3:05.839	55.838	1:21.387	48.614	190.1	41:12.594
8	2:49.915					34:32.311	49 Everijan ALDERS BMW 325i						
9	3:12.734 B					37:45.045	BMW 325i						
33 Tim KUIJL BMW E36 325 i							1	4:38.775 B	1:35.614	1:39.209	1:23.952	129.7	4:38.775
1	3:32.969	1:04.405	1:33.967	54.597	115.9	3:32.969	2	12:45.644	...	1:30.085	51.956	148.4	17:24.418
2	5:00.606 B	1:07.166	1:54.985	1:58.455	127.7	8:33.575	3	3:01.448	52.124	1:21.494	47.830	185.2	20:25.866
3	9:59.164	7:34.904	1:30.457	53.803	143.4	18:32.738	4	2:56.464	49.536	1:19.833	47.095	193.5	23:22.330
4	3:07.501	56.063	1:22.203	49.235	177.3	21:40.239	5	2:51.639	49.376	1:16.802	45.461	190.5	26:13.969
5	2:57.817	52.558	1:17.834	47.425	187.5	24:38.056	6	3:06.589	50.843	1:24.273	51.473	180.6	29:20.558
6	3:05.094 B	51.623	1:18.331	55.140	186.9	27:43.150	7	3:45.137 B	56.955	1:34.254	1:13.928	146.1	33:05.695
7	4:24.573	2:16.378	1:20.231	47.964	180.0	32:07.723	57 Jasper DIERCKX BMW E36						
8	2:56.857	51.359	1:18.630	46.868	190.1	35:04.580	BMW E36						
9	2:53.697	50.962	1:16.677	46.058	194.2	37:58.277	1	5:45.955 B	2:31.094	1:45.894	1:28.967	113.2	5:45.955
10	2:53.710	51.019	1:15.943	46.748	201.5	40:51.987	2	12:41.695	...	1:35.143	55.718	157.7	18:27.649
40 MAHIEU - MAHIEU TRIUMPH TR3 A							3	3:14.149	55.326	1:27.713	51.110	177.6	21:41.798
1	4:54.621 B	1:30.214	1:48.895	1:35.512	99.0	4:54.621	4	3:12.017	55.852	1:25.477	50.688	179.7	24:53.815



BELCAR HISTORIC & YOUNGTIMER CUP

SPA RACING FESTIVAL

QUALIFYING

Analysis

■ Personal Best
 ■ Session Best
 ■ B Crossing the finish line in pit lane

Lap	Time	Sector 1	Sector 2	Sector 3	T. Spd	Elapsed
6	3:25.580	56.285	1:26.029	1:03.266	170.6	31:37.775
7	4:52.354	2:33.819	1:26.951	51.584	167.2	36:30.129
8	3:12.184	56.407	1:24.916	50.861	177.9	39:42.313
9	3:12.639	56.759	1:24.541	51.339	175.3	42:54.952

90 Eric BRUYNOOGHE						
Peugeot 308 Turbo Cup						
1	3:09.958	56.570	1:26.664	46.724	142.1	3:09.958
2	5:02.990	51.728	2:15.417	1:55.845	131.4	8:12.948
3	9:52.306	7:43.751	1:20.914	47.641	182.1	18:05.253
4	2:53.474	48.554	1:18.292	46.628	213.9	20:58.727
5	2:51.536	48.782	1:17.184	45.570	210.1	23:50.263
6	2:51.412	48.735	1:17.012	45.665	213.4	26:41.675
7	2:50.677	48.223	1:17.016	45.438	212.6	29:32.352
8	2:50.497	48.136	1:16.924	45.437	201.1	32:22.849
9	3:13.142	50.031	1:18.835	1:04.276	203.4	35:35.991

94 Gust VAN HAELEST						
MAZDA RX3						
1	5:28.901	1:59.817	1:52.653	1:36.431	78.1	5:28.901
2	12:28.472	...	1:29.771	49.746	152.5	17:57.372
3	2:55.057	50.283	1:18.967	45.807	196.7	20:52.429
4	2:51.776	48.355	1:17.328	46.093	191.2	23:44.205
5	2:54.179	48.116	1:19.601	46.462	179.7	26:38.384
6	2:52.199	48.404	1:18.186	45.609	200.0	29:30.583
7	2:50.897	47.758	1:17.983	45.156	194.9	32:21.480
8	2:59.116	51.258	1:19.390	48.468	194.2	35:20.596
9	2:49.377	48.186	1:17.034	44.157	195.7	38:09.973
10	2:51.665	48.518	1:16.966	46.181	208.1	41:01.638

97 Luc BRANKAERT						
CHEVROLET Corvette						
1	4:05.511	1:25.556	1:40.127	59.828	113.1	4:05.511
2	5:42.669	1:41.437	2:08.316	1:52.916	96.3	9:48.180
3	9:09.450	6:40.445	1:33.356	55.649	145.9	18:57.629
4	3:08.432	54.526	1:25.494	48.412	162.7	22:06.061
5	3:07.750	51.759	1:26.042	49.949	164.1	25:13.811
6	3:03.037	51.009	1:23.633	48.395	160.7	28:16.848
7	3:11.012	49.933	1:22.613	58.466	167.7	31:27.860

101 Tom LAUREYNS						
VW Scirocco						
1	3:29.072	1:00.615	1:35.513	52.944	129.8	3:29.072
2	4:59.127	1:07.615	1:56.233	1:55.279	128.3	8:28.199
3	9:55.426	7:31.463	1:29.889	54.074	161.9	18:23.624
4	3:16.342	56.655	1:27.463	52.224	162.9	21:39.966
5	3:12.108	56.175	1:25.039	50.894	172.5	24:52.074
6	3:08.871	55.228	1:23.681	49.962	172.5	28:00.945
7	3:10.905	57.201	1:23.445	50.259	174.2	31:11.850
8	3:07.212	56.067	1:22.053	49.092	177.0	34:19.062
9	3:04.328	54.539	1:20.956	48.833	183.7	37:23.390
10	3:04.779	54.540	1:20.946	49.293	178.8	40:28.169

106 Christoph HÖTTE						
PEUGEOT 106						
1	5:43.552	2:23.229	1:44.410	1:35.913	116.0	5:43.552
2	12:48.708	...	1:36.013	58.220	145.4	18:32.259


Lap	Time	Sector 1	Sector 2	Sector 3	T. Spd	Elapsed
3	3:29.039	1:01.239	1:31.235	56.565	158.6	22:01.298
4	3:20.769	58.261	1:28.360	54.148	156.1	25:22.067
5	3:11.928	56.695	1:24.730	50.503	170.1	28:33.995
6	3:10.020	55.322	1:22.888	51.810	174.5	31:44.015
7	3:15.512	55.235	1:22.203	58.074	174.5	34:59.527
8	3:05.930	55.078	1:21.883	48.969	175.3	38:05.457
9	3:07.839	55.915	1:22.052	49.872	175.6	41:13.296

116 Pierre Philippe DUMONT						
NISSAN Datsun Sports 240 Z						
1	6:25.205	2:53.152	1:50.523	1:41.530	103.2	6:25.205
2	12:29.679	9:53.769	1:38.526	57.384	125.9	18:54.883
3	3:29.700	58.434	1:35.720	55.546	150.4	22:24.583
4	3:35.287	57.593	1:32.249	1:05.445	131.7	25:59.870
5	5:25.125	2:59.758	1:31.624	53.743	147.1	31:24.995
6	3:18.531	57.783	1:28.152	52.596	153.6	34:43.526
7	3:19.357	57.722	1:28.128	53.507	154.9	38:02.883
8	3:19.285	57.763	1:27.395	54.127	165.1	41:22.168

124 Lorenzo SEGERS						
BMW 325i						
1	4:51.616	1:28.409	1:49.599	1:33.608	104.8	4:51.616
2	13:19.424	...	1:47.549	1:03.988	118.9	18:11.039
3	3:39.097	1:03.811	1:39.208	56.078	134.2	21:50.136
4	3:28.776	59.947	1:33.863	54.966	137.1	25:18.912
5	3:19.158	58.193	1:29.576	51.389	161.9	28:38.070
6	3:17.651	56.266	1:29.648	51.737	158.1	31:55.721
7	3:22.835	1:00.193	1:30.496	52.146	133.8	35:18.556
8	3:16.239	57.235	1:27.854	51.150	154.9	38:34.795
9	3:16.104	58.050	1:27.510	50.544	150.4	41:50.899

136 John TIMMERMANS						
LANCIA Delta Integrale						
1	4:58.076	1:45.311	1:41.649	1:31.116	96.4	4:58.076
2	13:40.738	...	1:32.285	56.253	142.1	18:38.813
3	3:05.599	51.546	1:24.786	49.267	156.5	21:44.412
4	2:53.674	49.358	1:19.243	45.073	197.1	24:38.086
5	2:52.144	48.447	1:18.856	44.841	200.7	27:30.230
6	3:18.845	56.753	1:30.453	51.639	153.4	30:49.075
7	2:49.887	47.819	1:17.691	44.377	203.8	33:38.962
8	3:21.997	56.277	1:30.278	55.442	150.0	37:00.959
9	2:50.158	47.401	1:18.465	44.292	204.2	39:51.117
10	3:20.194	57.204	1:29.270	53.720	146.5	43:11.311

143 Stefan JACOBS						
BMW 2002 TI						
1	4:47.702	1:37.384	1:39.612	1:30.706	102.0	4:47.702
2	12:45.079	...	1:33.511	56.459	148.4	17:32.780
3	3:26.203	1:00.200	1:31.588	54.415	169.5	20:58.983
4	3:20.407	57.873	1:28.991	53.543	178.5	24:19.390
5	3:21.190	58.600	1:28.622	53.968	176.5	27:40.580
6	3:20.173	57.843	1:29.013	53.317	183.7	31:00.753
7	3:17.734	57.873	1:27.392	52.469	173.1	34:18.487
8	3:14.047	56.053	1:26.196	51.798	189.5	37:32.534
9	3:43.891	57.202	1:31.075	1:15.614	185.2	41:16.425



BELCAR HISTORIC & YOUNGTIMER CUP SPA RACING FESTIVAL QUALIFYING

Analysis

■ Personal Best ■ Session Best B Crossing the finish line in pit lane

Lap	Time	Sector 1	Sector 2	Sector 3	T. Spd	Elapsed	Lap	Time	Sector 1	Sector 2	Sector 3	T. Spd	Elapsed
194 Mario POTTERS													
							PEUGEOT 205 GTI						
1	4:10.641	1:31.360	1:38.533	1:00.748	113.2	4:10.641	6	4:26.125					30:05.387
2	5:50.867B	1:42.137	2:11.065	1:57.665	93.3	10:01.508	7	3:21.947					33:27.334
3	8:59.419	6:36.734	1:29.059	53.626	155.4	19:00.926	8	3:21.794					36:49.128
4	3:19.952	58.628	1:28.886	52.438	162.7	22:20.878	9	3:22.253					40:11.381
5	3:15.028	57.437	1:25.750	51.841	157.7	25:35.906							
6	4:03.038B	59.363	1:43.462	1:20.213	161.0	29:38.944							
200 Michel KOWALESKI													
							FORD Escort RS2000						
1	4:05.679	1:19.290	1:43.263	1:03.126	103.3	4:05.679							
2	5:39.740B	1:38.454	2:09.818	1:51.468	100.4	9:45.419							
3	9:14.007	6:41.055	1:34.434	58.518	140.6	18:59.425							
4	3:15.149	57.754	1:25.665	51.730	147.5	22:14.574							
5	3:14.371	56.192	1:25.889	52.290	154.7	25:28.945							
6	3:11.078	56.215	1:23.684	51.179	161.2	28:40.023							
7	3:51.672B	1:02.821	1:32.224	1:16.627	133.3	32:31.695							
223 Floris FICK													
							BMW 2002						
1	4:04.773					4:04.773							
2	5:35.982B					9:40.755							
3	9:05.693					18:46.447							
4	3:09.925					21:56.372							
5	3:04.383					25:00.755							
6	3:03.713					28:04.468							
7	3:01.938					31:06.406							
8	3:02.047					34:08.453							
9	3:01.449					37:09.902							
10	3:00.994					40:10.896							
250 Hans-Gerd BRAUNEISER													
							FORD Escort MRS2000						
1	5:41.194B	2:19.152	1:42.956	1:39.086	101.9	5:41.194							
2	12:59.123B	...	1:34.441	1:12.353	135.2	18:40.316							
251 Christoph ROESSLE													
							FORD Escort RS2000						
1	6:03.763B	2:27.271	1:57.864	1:38.628	111.0	6:03.763							
2	12:34.145	9:57.834	1:37.015	59.296	145.9	18:37.907							
3	3:24.433	59.209	1:30.877	54.347	161.0	22:02.340							
4	3:24.028	57.992	1:31.712	54.324	163.6	25:26.368							
5	3:15.256	56.777	1:26.791	51.688	168.0	28:41.624							
6	3:14.836	56.149	1:27.375	51.312	162.7	31:56.460							
7	3:13.403	55.777	1:26.005	51.621	167.7	35:09.863							
8	3:34.568	1:14.554	1:27.679	52.335	142.7	38:44.431							
9	3:12.532	56.371	1:25.422	50.739	173.4	41:56.963							
666 Bart DE BAKKER													
							ALFA ROMEO 145						
1	3:28.015	59.815	1:31.707	56.493	134.2	3:28.015							
2	5:02.948B	1:10.080	1:55.900	1:56.968	124.3	8:30.963							
3	10:11.386	7:45.947	1:28.412	57.027	150.6	18:42.348							
4	3:23.890	1:01.990	1:26.374	55.526	159.3	22:06.238							
5	3:33.024B					25:39.262							